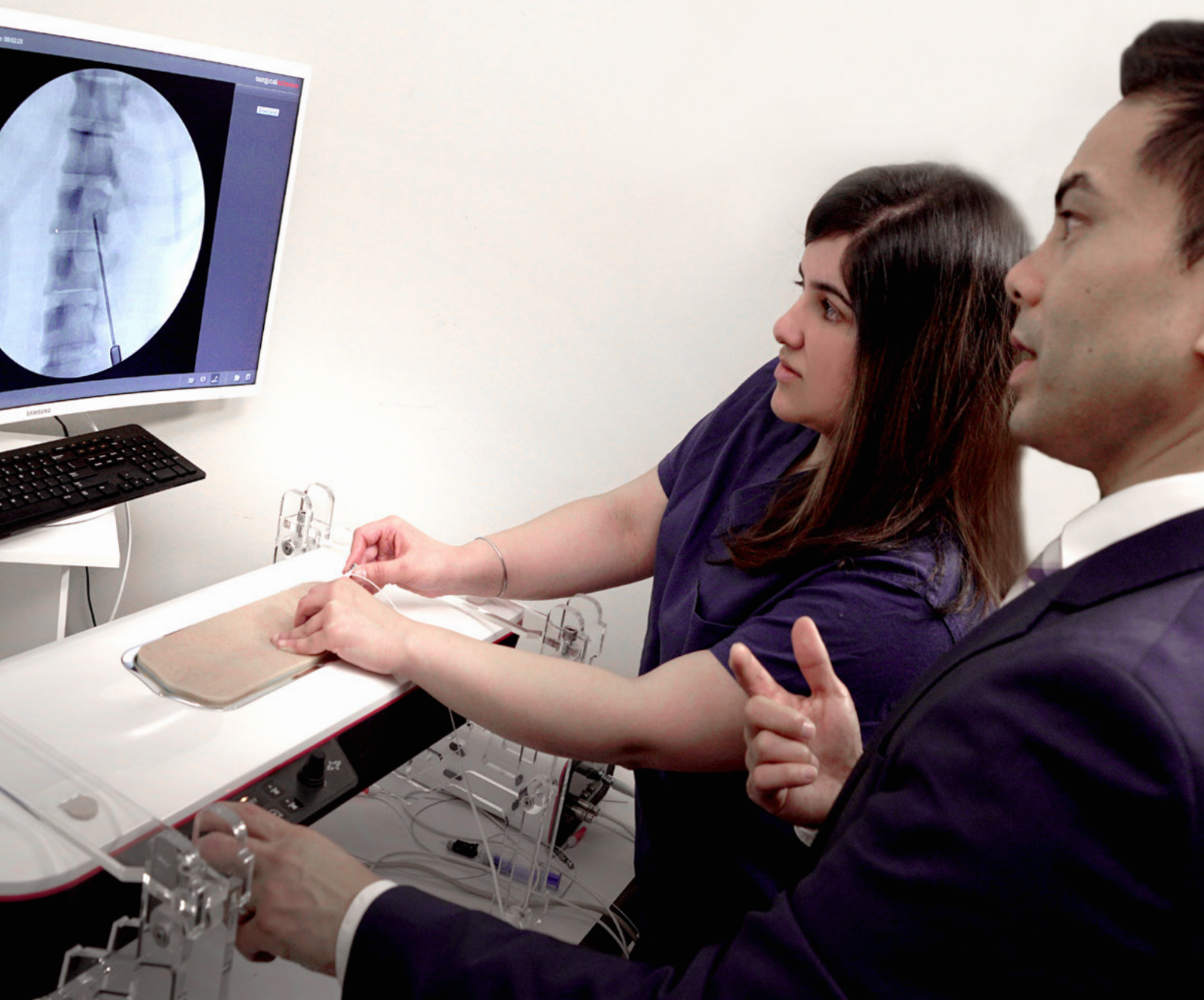


surgicalscience





SPINE Mentor Simulator

Minimally invasive spine surgery training has never been so realistic as with the Symbionix SPINE Mentor simulator. Industry learners, as well as those in medical education institutions, feel the lifelike anatomy as they see the details of the procedures depicted on screen.

Repetition in a safe environment helps build skills and confidence.

Safe Imaging Training

Real-time fluoroscopic image and C-arm control panel in a radiation-free environment.


Realistic Tactile

True-to-life synthetic soft tissues, loss of resistance technique and dynamic haptics.

Educational Orientation

Promoting self-learning with dynamic instructions, didactic tools and guidance, and meaningful performance metrics.

Two available patient positions:



PRONE POSITION



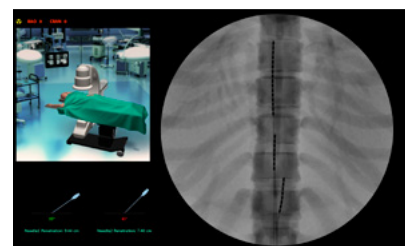
LATERAL RECUMBENT POSITION

The Symbionix SPINE Mentor provides surgical practice in realistic, radiation free environment.

Library of Modules

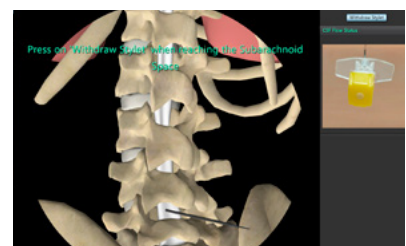
Spinal Cord Stimulation (SCS)

- Practice the implementation of up to 4 electrodes in the epidural space
- 4 cases with different anatomical variations
- Loss of resistance technique and dynamic force feedback



Lumbar Puncture

- Practice safe insertion of a spine needle to the Subarachnoid space
- Position the patient in a Lateral Recumbent Position
- Accurate tracking on needle stylet for periodical checks for CSF flow





"The Spine Mentor has been a tremendous resource for our physicians. Our trainees are able to receive immediate feedback and enhance their skills with fluoroscopic guided procedures. We are truly appreciative because of the additive benefit to our traditional didactic instruction. Our medical students and physician trainees are able to learn procedures and treatment protocols before performing them on actual patients. This significantly enhances safety and patient care."

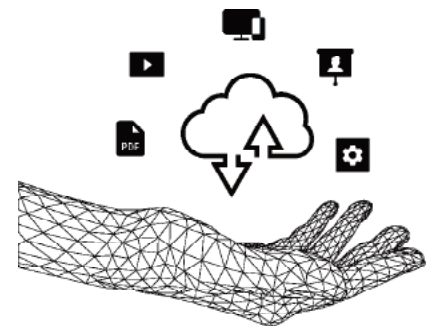
Charles De Mesa, DO, MPH

Assistant Professor

Director, Pain Medicine Fellowship, Department of Anesthesiology and Pain Medicine

MentorLearn Cloud

Ask how the MentorLearn Cloud simulator curricula management system can support your Symbionix simulator. MentorLearn's many capabilities include remote simulator administration, online learning, anywhere results monitoring, proficiency based hands-on training, as well as simulation video capture that is ideal for debriefing.



surgicalscience | Symbionix Simulators

Drakegatan 7 A | 412 50 Göteborg, Sweden | Tel +46 31 741 65 60

www.surgicalscience.com

Request a demo or more information at info@surgicalscience.com

