





## Flexible Platform Solutions

Arthroscopy training platforms support the needs of various program requirements and budgets.

The ARTHRO Mentor is the most validated simulator in the market. Offering complex clinical procedures and exclusive content. The simulator's dynamic haptics provides tissue sensation even during suturing or procedure structural changes.

Comprehensive objective reports and proficiency level setting tools allows for efficient tracking of the training progress. Complete curriculum from basic skills to diagnostic and therapeutic procedures have ready-to-use courses for independent training.

## ARTHRO Mentor II

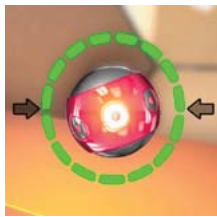
- Interchangeable knee/shoulder/hip models.
- Realistic knee that can be extended/flexed and bent in Varus/Valgus movements.
- Shoulder arthroscopy in beach chair and lateral decubitus positions.
- Hip arthroscopy in supine and lateral decubitus positions.
- Robotic arms for a true-to-life dynamic force feedback.
- Height adjustable platform to achieve a realistic working position.
- Integrated storage for anatomical models.



The ARTHRO Mentor offers 80+ tasks and cases to practice arthroscopic basic/diagnostic skills and full procedure cases.

It is the most validated simulator on the market with studies that prove its effectiveness, usefulness and didactic value.

## Library of Modules



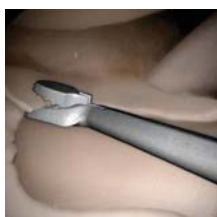
### FAST- Fundamentals of Arthroscopic Surgery Training

- Designed based on definition by the leading US societies: AAOS, ABOS and AANA.
- Didactic content for all six defined modules.
- 22 hands-on tasks in an ambidextrous configuration for basic triangulation skills training.



### Hip Diagnostics

- Customizable tasks to obtain orientation skills of the central hip compartment.
- Advanced probing task for obtaining an effective and precise diagnostic technique.
- Diagnostic tasks to identify and document 'Unknown' pathological conditions.



### Advanced Knee

- Customizable anatomical recognition tasks to obtain orientation skills.
- Diagnostic tasks to identify and document 'Unknown' pathological conditions.
- Procedural steps tasks and full meniscectomy procedures on various pathologies.



### Shoulder Labral Repair

Unique full procedure cases to practice Labral Repair in various SLAP and Bankart lesions.



### Complete Shoulder Arthroscopy

- Customizable examination tasks in the Glenohumeral joint and Subacromial space.
- Diagnostic tasks to identify and document 'Unknown' pathological conditions.
- Therapeutic procedures such as Subacromial Decompression and Loose bodies removal.



### Meniscal Repair

Unique full procedure cases to practice meniscal tears using original devices in a didactic and educational environment.



*"I want to go on record as recommending the ARTHRO Mentor virtual reality simulator for shoulder arthroscopy for any training institution that plans to maximize the opportunity to train surgeons in this difficult task."*

**Stephan J. Snyder, MD**  
 Director, Shoulder Arthroscopy Service  
 Southern California Orthopaedic Institute



*"We found that residents beginning the five year residency program didn't have the necessary skills to succeed in the operating room as it pertained to arthroscopy. They didn't know how to hold the instrumentation nor operate with the arthroscope. Although they had the theoretical knowledge of the anatomy and different surgical approaches, when it came to performing arthroscopy of the shoulder, hip, and knee, they lacked a basic comfort level with the instrumentation and spatial orientation to perform these procedures."*

**Matthew Sardelli, MD**  
 Orthopedic Surgeon specializing in Sports  
 Medicine at McLaren Flint



*"I think that arthroscopy really lends itself to simulation and with the Surgical Science simulator there's tactile feedback that really gives the resident or the trainee a good sense of what it's like to be in the knee or in the shoulder."*

**Bradley Dunlap, MD**  
 ARTHRO Mentor owner, Clinical Assistant  
 Professor, NorthShore Medical Group, Chicago

## MentorLearn Cloud

Ask how the MentorLearn Cloud simulator curricula management system can support your Symbionix simulator. MentorLearn's many capabilities include remote simulator administration, online learning, anywhere results monitoring, proficiency based hands-on training, as well as simulation video capture that is ideal for debriefing.



ADD:台北市中正區八德路一段 82 巷 9 弄 28 號

TEL:(02)2321-9465/FAX:(02)2396-0521

E-mail:youngtan@ms32.hinet.net

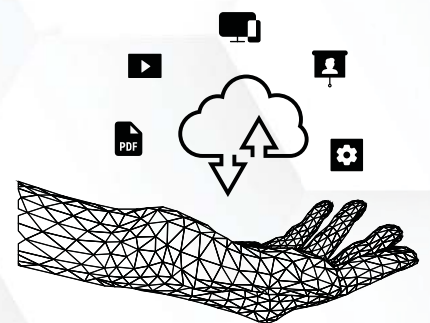
<http://www.youngtah.com.tw/>

**surgicalscience** | Symbionix Simulators

Drakegatan 7 A | 412 50 Göteborg, Sweden | Tel +46 31 741 65 60

[www.surgicalscience.com](http://www.surgicalscience.com)

Request a demo or more information at [info@surgicalscience.com](mailto:info@surgicalscience.com)



SCAN ME