



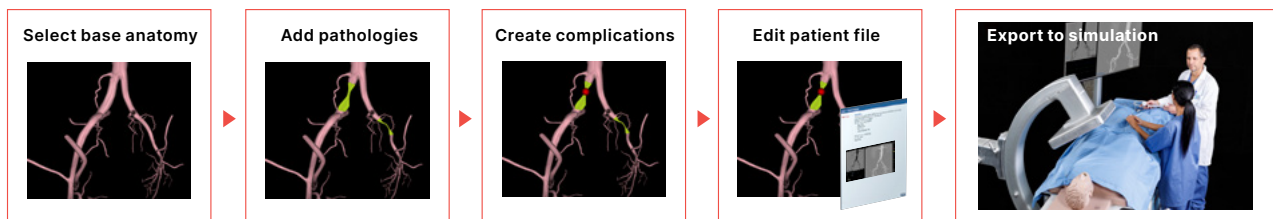


*Sanford-USD Surgical Residency and Cardiology Fellowship Programs*

Simbionix ANGIO Mentor simulators are used by the medical industry to train medical professionals on new devices and enhance product adoption.

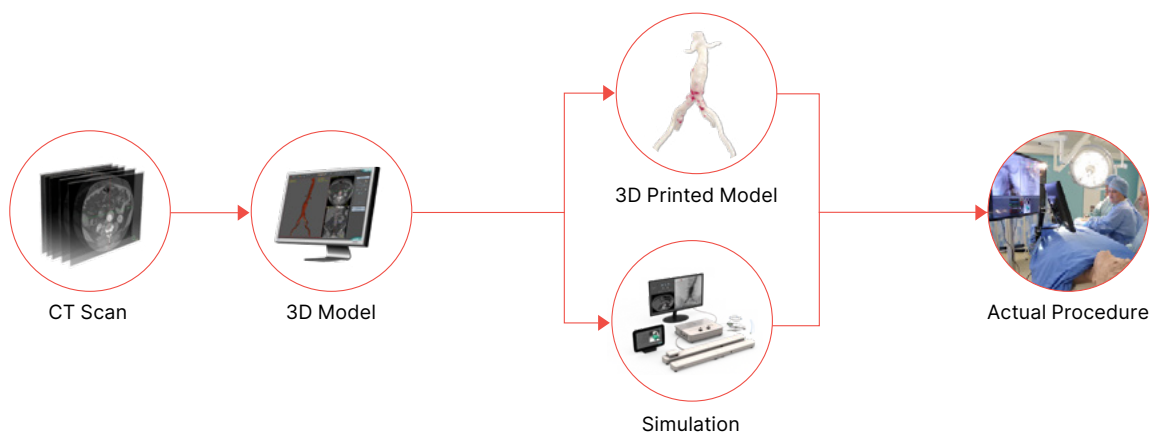
## iCase

The first endovascular simulation case editor enables simple creation of new case scenarios for training.



## PROcedure Rehearsal Studio™

This FDA cleared software allows clinicians to create patient-specific 3D digital models based on a patient's CT. Clinicians can plan and rehearse prior to performing the actual endovascular intervention on their patients.



The Simbionix ANGIO Mentor VR training simulator platforms provide a comprehensive, safe environment for multi-level hands-on practice of endovascular procedures and techniques performed in the cath lab, interventional suite or operating room.

## Simulator Features

### Imaging

- Real time fluoroscopy, cineangiography, DSA and roadmapping.
- Real Time Ultrasound (IVUS, ICE, TEE).
- Ability to connect to a real c-arm.

### Device Simulation

- A wide selection of interventional devices.
- Simulated deployment systems are based on actual devices.
- Haptic feedback and realistic device behavior.

### Patient Management

- Responsive vital signs monitor.
- Extensive medication panel.
- Complex scenarios with real time complications.

### Educational Features

- Comprehensive performance metrics.
- Unique basic skills modules.
- Self-guided tutorial cases and ready-made curricula.
- A variety of educational features to establish anatomical and procedural knowledge.
- radiation safety training.

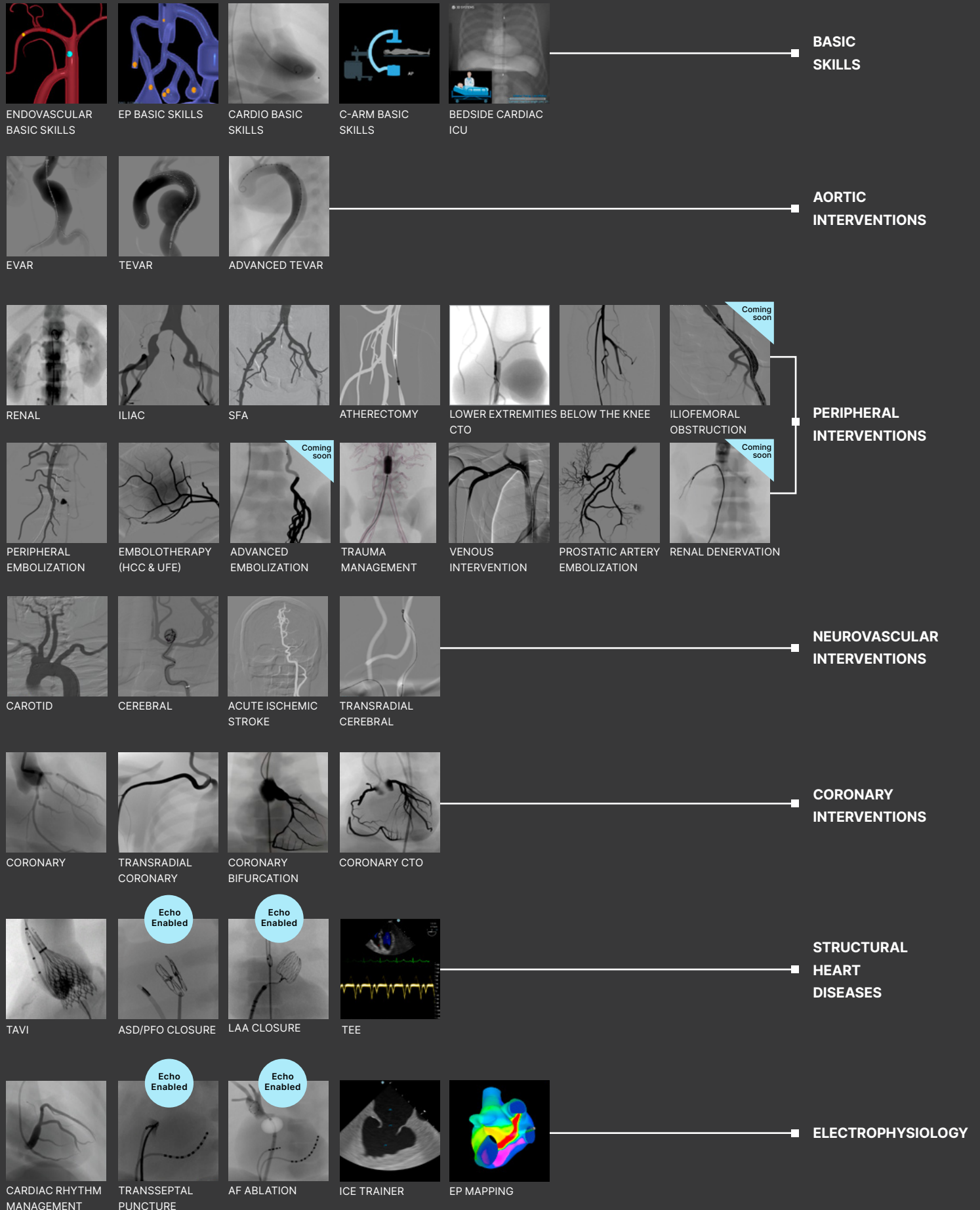
## ANGIO Mentor AR

A radiation awareness add-on application, which uses augmented reality (AR) to show real-time radiation scatter in the room. Clinical teams can safely practice simulated procedures while establishing the ALARA principles.



# An Ever-Expanding Library of Modules

Developed in collaboration with world leading physicians, the training modules support skills acquisition to build confidence and proficiency in a variety of endovascular techniques and procedures.



# The Symbionix ANGIO Mentor Family of Products

All simulator platforms are capable of running all ANGIO Mentor modules as well as PROcedure Rehearsal Studio software.



## ANGIO Mentor Suite

Ideal for team training

- True-to-life Interventional Suite/Hybrid OR environment.
- Actual C-arm and TEE probe integration.
- Life-size patient mannequin with 5 access sites.
- Adjustable table height and control panel position.
- Radiation awareness training using an AR application.



## ANGIO Mentor Flex

Ideal for remote courses and conventions

- Compact, foldable and light.
- Packed in a small case – within airline check-in weight restrictions.
- Quick setup and easy operation using two touch monitors.
- Easy maintenance with snap-in tracking stations.
- Available in both single and dual access configurations.



## ANGIO Tab Pro

Ideal for device demonstration and procedural training

- Ultra-portable solution, packed in a carry-on suitcase.
- Instant setup in less than a minute.
- Runs complete procedural simulation using touchpad and keyboard.
- Enables haptic feedback and deployment using an authentic handle.



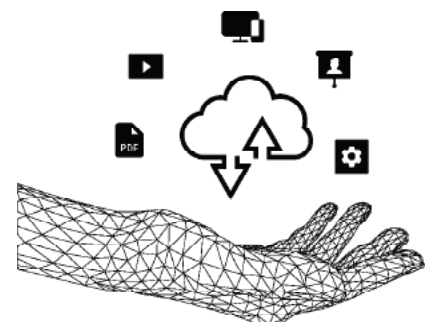
C-arm and TEE integration enables realistic team training



Device demonstration using ANGIO Tab Pro

## MentorLearn Cloud

Ask how the MentorLearn Cloud simulator curricula management system can support your Symbionix simulator. MentorLearn's many capabilities include remote simulator administration, online learning, anywhere results monitoring, proficiency based hands-on training, as well as simulation video capture that is ideal for debriefing.





"We must train physicians that are currently performing old practices, on new devices and techniques. In addition, we needed a tool to train our residents and fellows without risking our patient. Now practicing on the ANGIO Mentor is a part of training in our vascular surgery department. All residents and fellows have a specific curriculum and they have to perform two hours per week of training and assessment in order to evaluate and improve their skills."

**Prof. Nabil Chakfé**

Head of Vascular Surgery and Renal Transplantation Strasbourg University Hospital, France  
President of GEPROVAS Association



"Simulation training on the ANGIO Mentor helps us to achieve better results. It allows us to repeat and learn well all procedural steps; knowing what to do reduces the number and complexity of complications. It brings us to the 'battlefield', allowing us to be ready and able to perform a safe and effective procedure."

**Prof. Haim Danenberg**

Head of Interventional Cardiology  
Wolfson Medical Center, Israel



"Simulation training provides the opportunity to train demanding, new operations in a zero-risk environment for the patient. Our vascular surgery residents simply do not come close to patients until completing simulation training and passing simulated exams on ANGIO Mentor simulator. That order is the only one that makes sense."

**Prof. Jonas Eiberg**

Department of Vascular Surgery and Copenhagen Academy of Medical Education and Simulation at Rigshospitalet and University of Copenhagen, Denmark

**17 | 39+ | 320+ | 18+**

YEARS OF  
SIMULATION  
EXPERIENCE

SIMULATED  
ENDOASCULAR  
PROCEDURES

TRAINING  
CASES

INDUSTRY  
PARTNERS



ADD:台北市中正區八德路一段 82 巷 9 弄 28 號

TEL:(02)2321-9465/FAX:(02)2396-0521

E-mail:youngtan@ms32.hinet.net

http://www.youngtah.com.tw/



**surgicalscience | Symbionix Simulators**

Drakegatan 7 A | 412 50 Göteborg, Sweden | Tel +46 31 741 65 60

www.surgicalscience.com

Request a demo or more information at [info@surgicalscience.com](mailto:info@surgicalscience.com)

